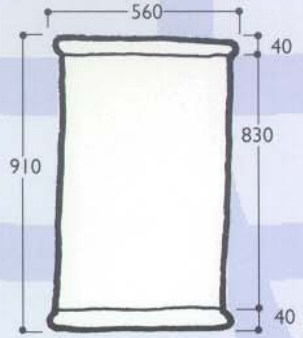
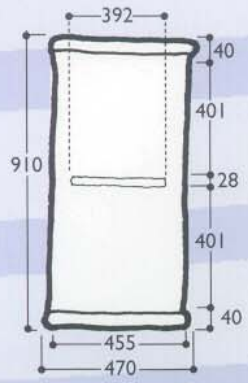


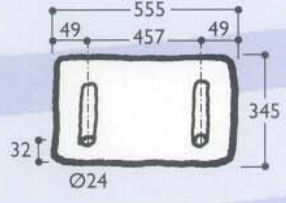
Specifications



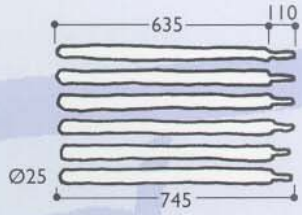
MAXI FRONT



MAXI SIDE I SHELF



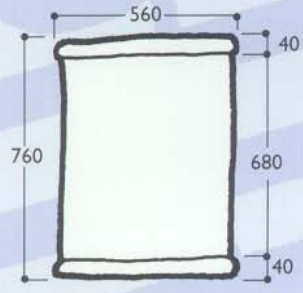
MAXI FASCIA



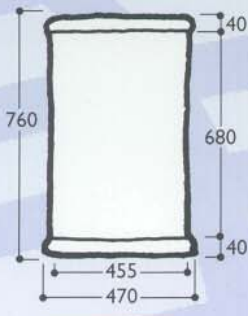
MAXI POLES (H)

MAXI 900

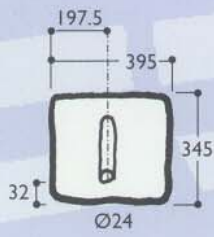
WEIGHTS	Kg
Top	0.83
Shelf	0.77
Bottom	0.68
Body Sheet	3.87
Pole Set (6 pieces)	2.62
Fascia	0.52
Bag	0.96




MINI FRONT



MINI SIDE



MINI FASCIA



MINI POLES (H)

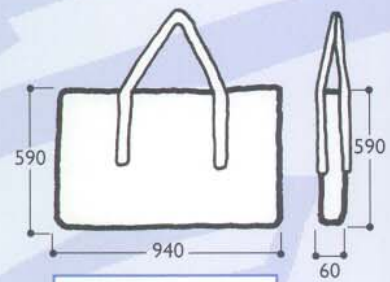
MINI 750

WEIGHTS	Kg
Top	0.83
Bottom	0.68
Body Sheet	3.20
Pole Set (3 pieces)	1.31
Fascia	0.34
Bag	0.96

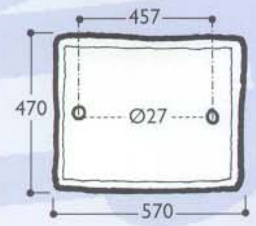
PACKING

Individual Carton1.25
 1295mm x 645mm x 90mm

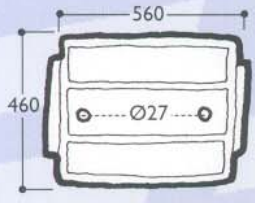
Bulk packaging, dimensions and weight dependent on number of units required.



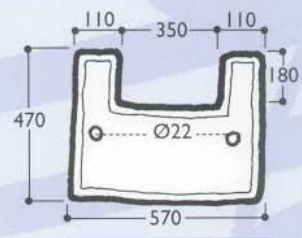
MAXI/MINI BAG



MAXI/MINI TOP



MAXI SHELF



MAXI/MINI BOTTOM

